GENERAL MOTORS POWERTRAIN

S4284638

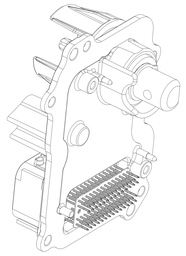

ISOMETRIC VIEW
SCALE 2:1

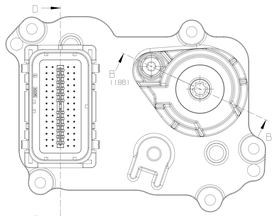

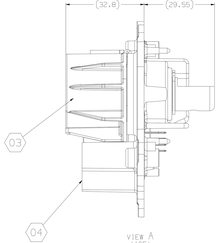

VIEW A
(16E)

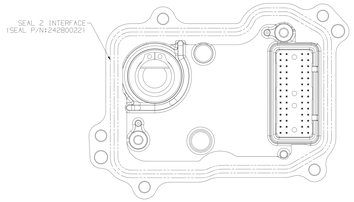

VIEW C
(13E)

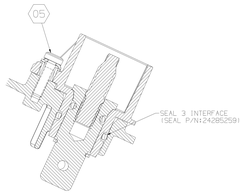

SECTION B-B
(18F)

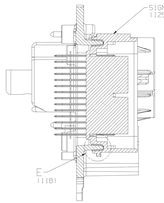

SECTION D-D
(19D)



VIEW E
SCALE 10:1
(15B)

UNLESS OTHERWISE SPECIFIED:

LEAK RATE SPECIFICATION

(1) INTERNAL TO EXTERNAL LEAKS (APPLIES TO THE ENCLOSURE)
NON-PRESSURIZED/ VENTED AREAS
THERE SHOULD BE NO LEAK PATH LARGER THAN THE EQUIVALENT HYDRAULIC
DIAMETER OF A 10.5 MICRON SHARP EDGE ORIFICE CONFORMING TO ASME MFC-3M-2004
CERTIFIED TO 1.1 CUBIC CENTIMETERS PER MINUTE OF 20° C AIR
AT 14 kPa GAUGE PRESSURE (5.0 STANDARD CUBIC CENTIMETERS PER MINUTE-SCCM)

PARTS MUST BE FREE FROM BURRS AND SHARP EDGES, WHICH MIGHT
BE DETRIMENTAL TO SATISFACTORY ASSEMBLY, SAFE HANDLING OR
FUNCTION OF PART.

DEBRIS ON FINISHED PARTS SHALL BE REGULARLY
MONITORED AND CONTROLLED USING STATISTICAL
METHODS, UPPER CONTROL LIMITS AND PROCEDURES
APPROVED BY GLOBAL PROPULSION SYSTEMS MATERIALS ENGINEERING
AND DEFINED IN THE SUPPLIER PROCESS CONTROL PLAN PER GMW16037

PARTS AS DELIVERED TO ASSEMBLY
SHALL BE CLEAN AND FREE OF DEBRIS, RESIDUAL
ABRASIVE MATERIAL AND CORROSION PRODUCTS
ADVERSELY AFFECTING FUNCTION OR APPEARANCE

WHERE DIMENSIONS ARE SPECIFIED ON THE DRAWING, THE DRAWING IS THE
AUTHORITY FOR DIMENSIONAL VALUES.

WHERE DIMENSIONS ARE NOT SPECIFIED ON THE DRAWING, THE DIGITAL
MODEL IS THE AUTHORITY FOR DIMENSIONAL VALUES.

DIMENSIONS OBTAINED FROM THE DIGITAL MODEL ARE BASIC:
1. FOR RELATIONSHIPS BETWEEN FEATURES WHEN ESTABLISHED BY
GEOMETRIC TOLERANCES
2. FOR THE FORM OF A FEATURE WHEN CONTROLLED BY A PROFILE
TOLERANCE
3. FOR THE SIZE, FORM AND/OR RELATIONSHIP BETWEEN FIXED DATUM
TARGETS.

DIMENSIONS OBTAINED FROM THE DIGITAL MODEL ARE ROUNDED TO TWO
DECIMAL PLACES (PER IEEE/ASTM SI 10-2002)

THE DIGITAL MODEL MUST CORRESPOND TO THE RELEASE LEVEL SHOWN IN THE
PART BLOCK ON THIS DOCUMENT.

FOR SPECIFICATION AND INTERPRETATION OF KCDS BLOCK
AND DRAWING SYMBOLS, SEE GM GLOBAL KCDS STANDARD
GMW15049 AND GLOBAL PROPULSION SYSTEMS PROCEDURE ETQ-114.

AREA TESTED	SEAL APPLIED	GAUGE AREA	OPERATING PRESSURE (kpa)	LEAK RATE SPEC (SCCM)	ZONES
(2) AQC 1					
ENCLOSURE	SEAL 1, SEAL 2, SEAL 3, SIGNAL CONNECTOR-MATING	LOW	14	5	12B, 12F, 17C, 14D

GM KCDS SHALL BE ADMINISTERED IN ACCORDANCE WITH THE LATEST VERSIONS OF GMW15049 AND KCDS TEMPLATES.								
0	1	1	0	LAST NUMBER USED	KPC = KEY PRODUCT CHARACTERISTIC(S) POC = PROCESS QUALITY CHARACTERISTIC(S) AQC = ATTRIBUTE QUALITY CHARACTERISTIC(S) DR = DOCUMENTATION REQUIRED			
0	1	1	0	TOTAL BY COLUMN				
KPC #	POC #	AQC #	DR #	CHARACTERISTIC	RATIONALE	ZONE	SH	PLCS
KPC NO.	POC NO.	AQC NO.	DR NO.					
	1			LEAK TEST	FUNCTIONAL	17A	1	1
		1		LEAK TEST	FUNCTIONAL	17A	1	1

ZONE	ENG STATUS DATE	ST	REV	PROJ	PC	REVISION HISTORY	AUTH	DR	APVD/DATE	APVD/DATE	APVD/DATE
									1	2	3
	22JUL16	R	001			RELEASED FOR EXPERIMENTAL AT DLS "A"	JKKTP	AD	IS	MK	AP
	22SEP16	R	002			ITEM #32 REMOVED ITEM #34 REV LVL & DLS REVISED ITEM #35 ADDED MASS: BAS 0.2747					
						RELEASED FOR EXPERIMENTAL AT DLS "B"	JPMNN	AD	IS	AP	XJ
TO		R	003	1		LEAK RATE SPECIFICATION NOTE UPDATED					
08A				2		PDC 1 REMOVED & AQC 1 ADDED ITEM #23 & 24 REV LVL AND DLS REVISED MASS: BAS 0.1912					
						RELEASED FOR EXPERIMENTAL AT DLS "C"	JVRKJ	SAN			

PRELIMINARY DRAWING
CURRENT TO 003/0001
UNCHECKED AND UNRELEASED

ITEM	QTY	ZONE	DWG PART SUFFIX	PART NUMBER	DLS	REV LEVEL	KG	PART NAME	COMMENT
	1	05	15C	11601874	001			BOLT-SCREW	
	1	04	15D	24284291	C	002		PLATE ASM-DRV MOT PWR INV MDL CONN	
	1	03	16E	24284281	B	002		TERMINAL ASM-ACSRY DC PWR CONT MDL POS	
	8	02		11548885		004		BOLT-FLEXDRIVE	
	A	01	RD	24284638	C	003		0.1897 PLATE ASM-DRV MOT PWR INV MDL CONN	

HYDRAULIC QUANTITY

PARTS SHOWN ON DRAWING

FRAME NUMBER	SHEET NUMBER	DRAWING NUMBER	DRG STATUS ST	REV	ISO
2 OF 2	1 OF 1	24284638	R	003	

VIEWS AND SECTIONS ON THIS DRAWING ARE IN ACCORDANCE WITH DMFT S1100-2

RESTRICTED AND REPORTABLE SUBSTANCES FOR PARTS PER GMW3059

THIS DOCUMENT IS IN ACCORDANCE WITH ASME Y14.5-2009 AS AMENDED BY THE GM GLOBAL DIMENSIONING AND TOLERANCING ADDENDUM-2013 (GMW14507)

CHANGE RESTRICTED NO MANUAL CHANGES	REFERENCE 556	DRAFTER	AMIT DHIMAN	DATE 12MY16
		APVD1	TOMA SUCIU	22JUL16
		APVD2	MARK KORTICH	19JUL16
FOR FURTHER DRAFTING STANDARDS SEE PART FILE		APVD3	AJAY PATWARDHAN	20JUL16
		APVD4	TONY TATA	20JUL16
METRIC		APVD5	PENG LU	22JUL16

DIMENSIONS SHOWN IN MILLIMETERS UNLESS OTHERWISE SPECIFIED

DRAWING NAME
PLATE ASM-DRV MOT PWR INV MDL CONN

FRAME NUMBER	SIZE	DRAWING NUMBER	DRG STATUS ST	REV	ISO	SHEET NUMBER
1 OF 2	R	24284638	R	003		1 OF 1

S4284638